

# TYPEN- ÜBERSICHT 2022/23



*Küche*

TEAM7



# INHALT

## *Materialien*

Holz	3
Farbglas	3
Keramik	4
Griffe	4

---

## *Systemerklärung*

Genießen in Reinform	5
Naschen am Markt	5
Spazieren im Wald	6

---

## *Planungshinweise*

Frontaufteilung	7
Maßübersicht	8

---

## *Korpuse*

Unterschränke	9-11
Hochschränke	12-15
Oberschränke	16-17
Oberschränke mit Licht	18-19

---

<i>Notizen</i>	20
----------------	----

## Holzarten

Wenn nicht anders angeführt, werden alle Holzoberflächen mit reinem Naturöl veredelt.



Erle



Buche



Kernbuche



Eiche



Eiche Wild\*



Kirschbaum



Nussbaum



Nussbaum Wild\*







Eiche Weißöl




Eiche Wild Weißöl\*

## Farbglas

glänzend oder matt | alle Glasoberflächen in Wunschfarbe (nach NCS-Farbfächer, gegen Aufpreis)

weiß  
(optiwhite)naturweiß  
(optiwhite)sand  
(optiwhite)kiesel  
(optiwhite)taupe  
(optiwhite)schlamm  
(optiwhite)


dunkelbraun

hellgrau  
(optiwhite)mittelgrau  
(optiwhite)

anthrazit

graphitgrau  
(optiwhite)

schwarz



pearl (nur matt)



bronze (nur matt)



stahl (nur matt)


### Farbmuster

Holz ist eines der edelsten, schönsten und vielfältigsten Naturprodukte. Jedes Stück Holz ist ein Unikat. Farbliche Unterschiede sind von der Struktur und dem Wuchsgebiet des Holzes abhängig. Ebenso vom Alter des Möbels, da sich unter den natürlichen Umwelteinflüssen (z.B. Tageslicht) der Farbton der Oberfläche verändert. Bei einer Fertigung nach Farbmuster bemühen wir uns immer den Farbton bestmöglich zu treffen. Trotzdem wird es bei den Materialien Holz, Glas, Stoff oder Leder zu geringfügigen Abweichungen kommen. Eine absolute Farbgleichheit ist nicht möglich.

\*Wildsortierung nur auf Fronten anwendbar

## Keramik

Anwendung: Fronten, Arbeitsplatten (lediglich eine Auswahl der am Markt erhältlichen Oberflächen)



arctic white




phedra



cement

















iron grey



basalt black

## Griffe

Profilgriffe					
	<b>Griffprofil (GPS)</b> Edelstahl-Finish schwarz	<b>Griffprofil (GPE)</b> Edelstahl-Finish	<b>Griffleiste (FGS)</b> flächenbündig Edelstahl-Finish   schwarz	<b>Griffleiste (FG)</b> flächenbündig Edelstahl-Finish	
	grifflos				
		<b>Griffuge (GFU)</b> Edelstahl-Finish	<b>Servo-Drive (AP-SD)</b> elektrisch <b>Touch-Beschlag (AP-TD)</b> mechanisch		
Stangengriffe					
	<b>Metallgriff (MGS)</b> Edelstahl-Finish schwarz	<b>Metallgriff (MG)</b> Edelstahl-Finish	<b>Stangengriff (SEF)</b> Edelstahl-Finish	<b>Stangengriff (SEN)</b> Holz (Buche, Eiche, Eiche Weißöl, Nussbaum)	
					
	<b>Griffstange (GKU)</b> kubisch Edelstahl-Finish	<b>Griffstange (GO)</b> oval Edelstahl-Finish	<b>Griff (GR)</b> rund Edelstahl	<b>Griffstange (EF)</b> rund Edelstahl	

## Systemerklärung

TEAM 7 Küchen sind so individuell wie Ihr Lebensstil. Entdecken Sie die Vielfalt unseres Küchensortiments!

### GENIESSEN IN REINFORM

Diese Küchen setzen mit klaren Linien elegante Akzente im Wohnraum und verbinden Schlichtheit und Funktionalität.



### NASCHEN AM MARKT

Küchenmodelle mit beinahe grenzenloser Vielfalt erlauben individuelle Planungen in jeder Größe und Stilrichtung.



## SPAZIEREN IM WALD

Echtes Holz, großzügig eingesetzt und mit allen Sinnen spürbar, steht im Zentrum dieser Küchen.

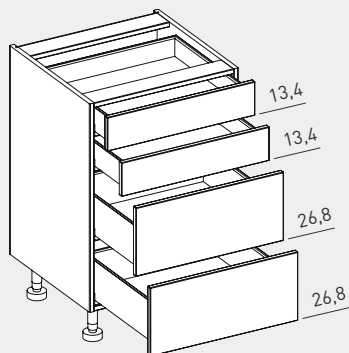


## Planungshinweise

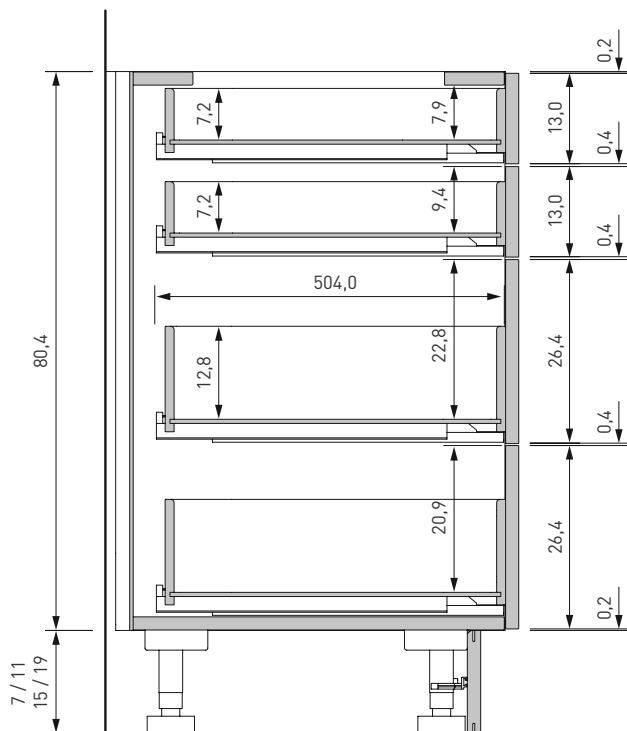
Frontaufteilung/Korpushöhe: H 67,0 cm und H 80,4 cm

### Beispiel Frontaufteilung

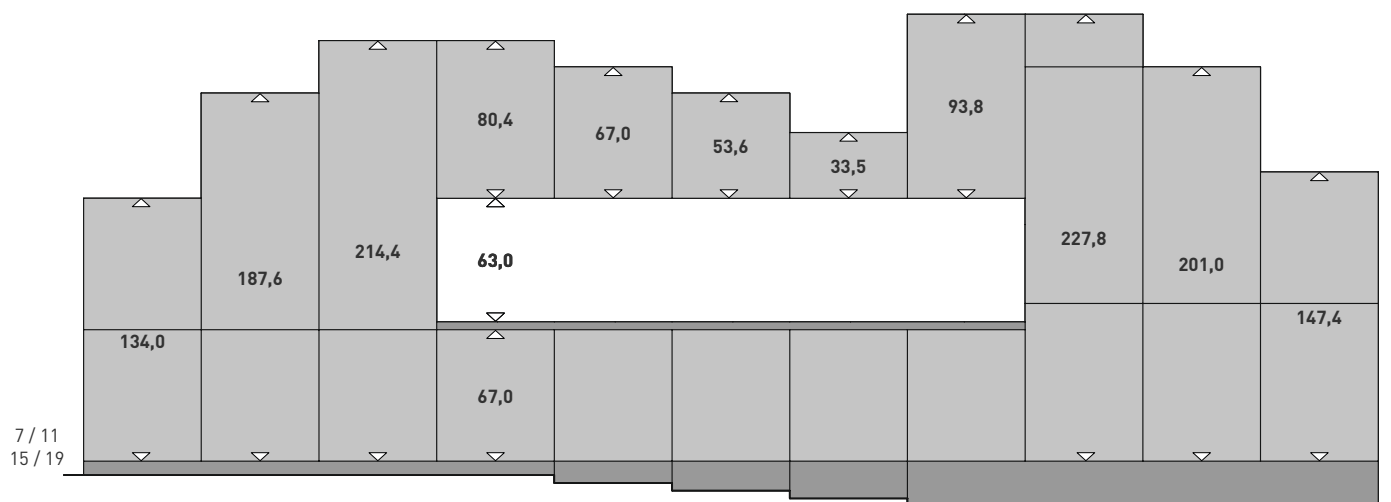
U\_80L2A2\_  
 Rasterhöhe: 13,4 cm  
 Frontabstand: 0,4 cm



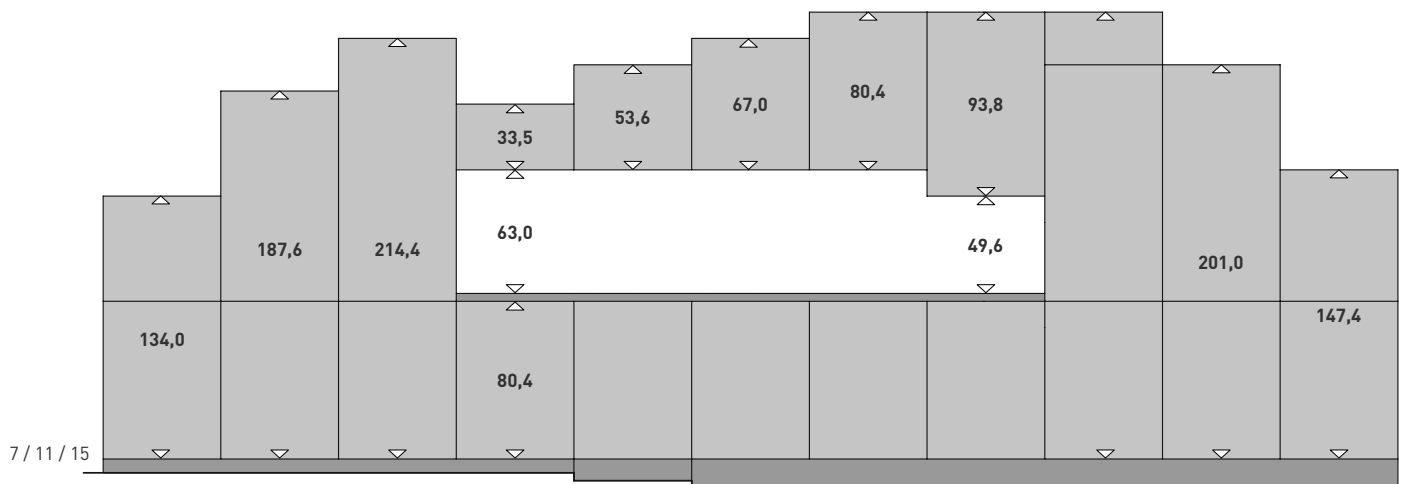
Unsere Symbolskizzen werden immer inkl. Frontabstand bemaßt.



Unterschrank-Korpushöhe 67,0 cm

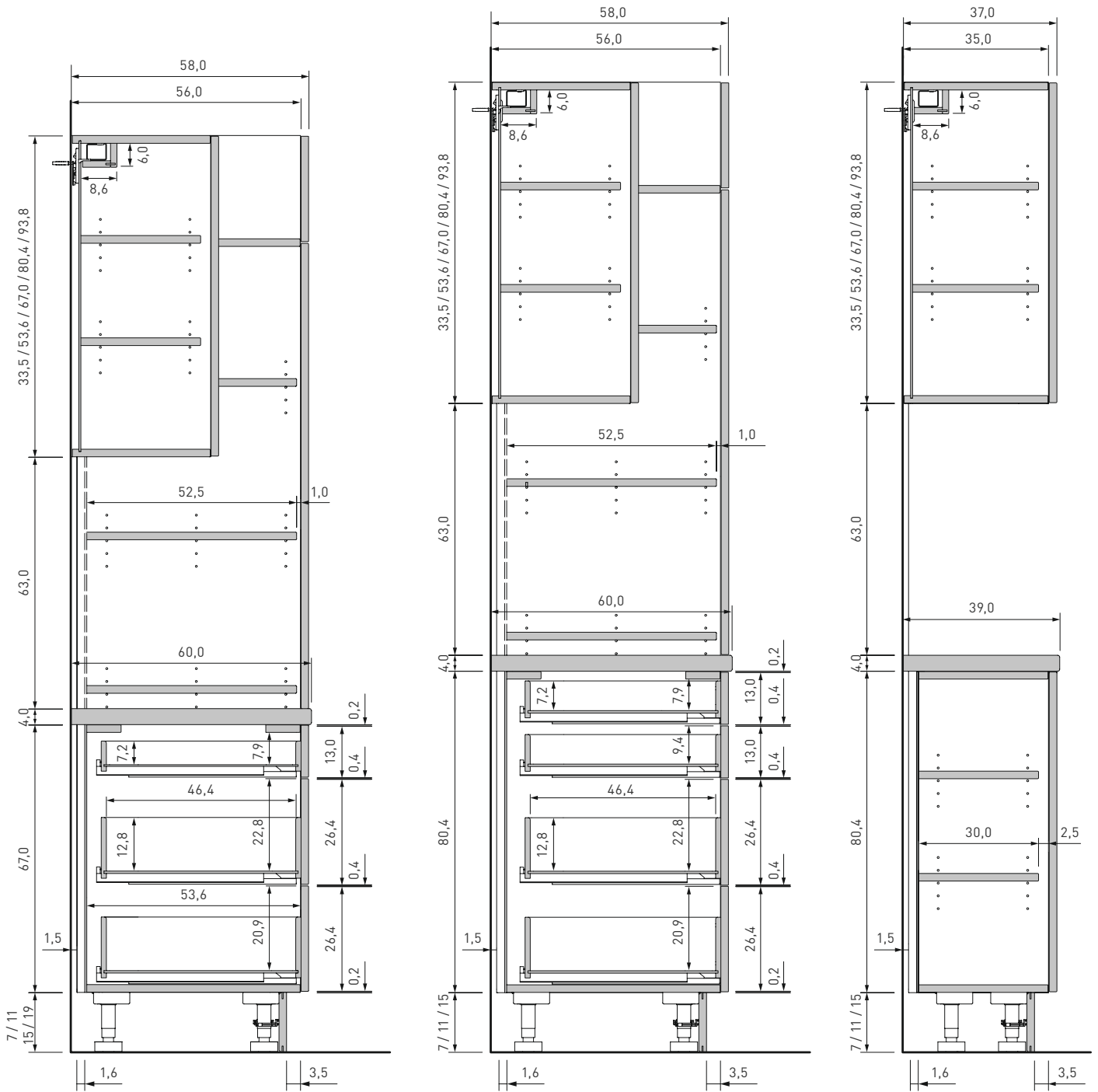


Unterschrank-Korpushöhe 80,4 cm



# Planungshinweise

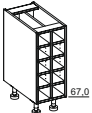
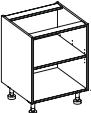



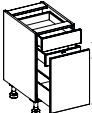
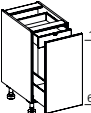
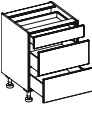
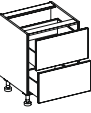


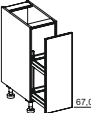
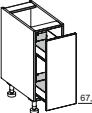

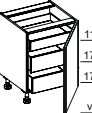

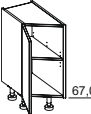
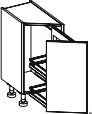
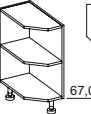
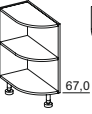

Maßübersicht










# Unterschränke linee | echt.zeit | loft | rondo

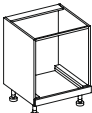

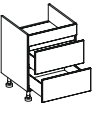


Höhe: 67,0 cm

 30 UF3067	 15/20/30/40/45/50/60/80/90/100/120 U_67	 15/20/30/40/45/50/60/80/90/100/120 U_67T_	 15/20/30/40/45/50/60/80/90/100/120 U_67TG_	 30/40/45/50/60/80/90/100/120 U_67LT_
 30/40/45/50/60 U_67LAI_	 30/40/45/50/60 U_67AI_	 30/40/45/50/60/80/90/100/120 U_67LA2_	 30/40/45/50/60/80/90/100/120 U_67A2_	 30/40/45/50/60/80/90/100/120 U_67L3A_
 30/45/60 U_67TI3_	 15/20/30/40/45 U_67AR_	 15/20/30 U_67AP_	 15/20/30/40/45/50/60/80/90/100/120 U_67TB_	 30/45/60 U_67TI3_
 160/180/200/240 U_67ST_	 15/30 UR_67T_	 15/30 UR3067AR	 30 UARE3067	 30 UARR3067
 60/80/90/100/120 UOR_80 UOR_80S UOR_80L UOR_80LS				




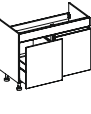
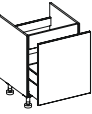
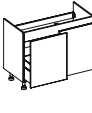
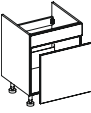
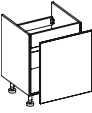






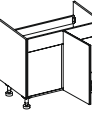
## Eckschränke

 90/105 UED_67T_	 90 UE9067K_	 110 UEG9067T_	 110/115/125 UEG_67LR_	 110/115/125 UEG_67LP_
--	---	---	--	---

## Herdumbauschränke

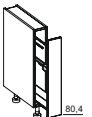
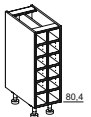




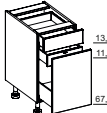
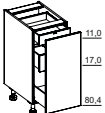
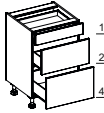

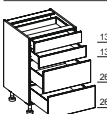
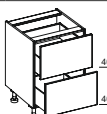
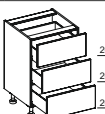

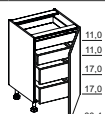
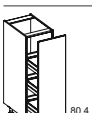
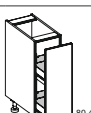



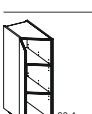
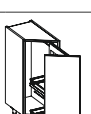
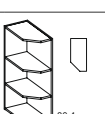
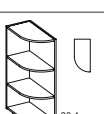

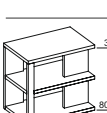
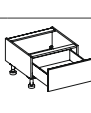
 60 UH6067B_	 60/80/90/100/120 UK1_67LA2_	 60/80/90/100/120 UK2_67BA2_	 90/100/120 US_67A2_	 90/100/120 MSNIK2_
--	---	---	--	--

## Spülenschränke


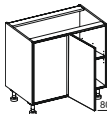
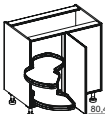
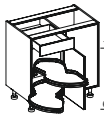
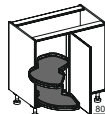


 45/50/60/80/90/100/120 US_67BT_	 45/50/60/80/90/100/120 US_67T_	 45/50/60/90 US_67BA_	 80/90/100/120 US_67BAA_	 45/50/60/90 US_67A_
 80/90/100/120 US_67AA_	 45/60 US_67B_	 90/105 US_67_	 60 MSNI60	 45/60 MSBL_
 40/45/50/60/90 MSNIK_	 90/105 USD_67BT_	 90/105 USD_67T_	 MSUSD	 110 USEG9067T_

# Unterschränke linee | echt.zeit | loft | rondo

Höhe: 80,4 cm

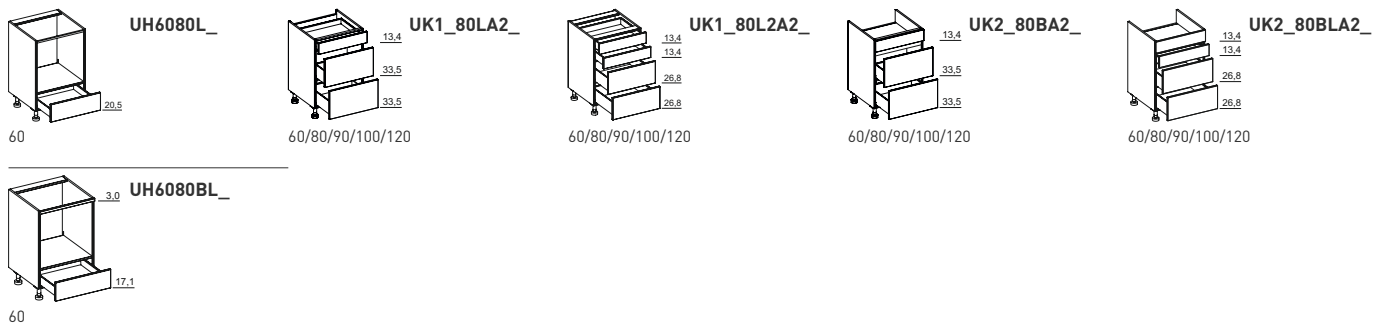
 15 80,4	<b>U1580H_</b>	 30 80,4	<b>UF3080</b>	 15/20/30/40/45/50/60/80/90/100/120 80,4	<b>U_80</b>	 15/20/30/40/45/50/60/80/90/100/120 80,4	<b>U_80T_</b>	 15/20/30/40/45/50/60/80/90/100/120 13,4 67,0 80,4	<b>U_80TG_</b>
 30/40/45/50/60/80/90/100/120 13,4 67,0	<b>U_80LT_</b>	 30/40/45/50/60 13,4 11,0 67,0	<b>U_80LAI_</b>	 30/40/45/50/60 11,0 17,0 80,4	<b>U_80AI2_</b>	 30/40/45/50/60/80/90/100/120 13,4 26,8 40,2	<b>U_80LAA_</b>	 30/40/45/50/60/80/90/100/120 13,4 33,5 33,5	<b>U_80LA2_</b>
 30/40/45/50/60/80/90/100/120 13,4 13,4 26,8 26,8	<b>U_80L2A2_</b>	 30/40/45/50/60/80/90/100/120 40,2 40,2	<b>U_80A2_</b>	 30/40/45/50/60/80/90/100/120 26,8 26,8 26,8	<b>U_80A3_</b>	 30/40/45/50/60/80/90/100/120 13,4 13,4 13,4 13,4 26,8	<b>U_80L4A_</b>	 30/45/60 11,0 11,0 17,0 17,0 80,4	<b>U_80TI4_</b>
 15/20/30/40/45 80,4	<b>U_80AR_</b>	 15/20/30 80,4	<b>U_80AP_</b>	 15/20/30/40/45/50/60/80/90/100/120 var. 80,4	<b>U_80TB_</b>	 30/45/60 11,0 11,0 17,0 17,0 var.	<b>U_80TBI4_</b>	 160/180/200/240 80,4	<b>U_80ST_</b>
 15/30 80,4	<b>UR_80T_</b>	 15/30 80,4	<b>UR3080AR_</b>	 30 80,4	<b>UARE3080</b>	 30 80,4	<b>UARR3080</b>	 60/80/90/100/120 80,4	<b>UOR_80</b> <b>UOR_80S</b> <b>UOR_80L</b> <b>UOR_80LS</b>
 60/80/90 3,9 80,4	<b>UOFR_80_</b>	 45/50/60/80/90/100/120 26,4	<b>U_26A_</b>						

## Eckschränke

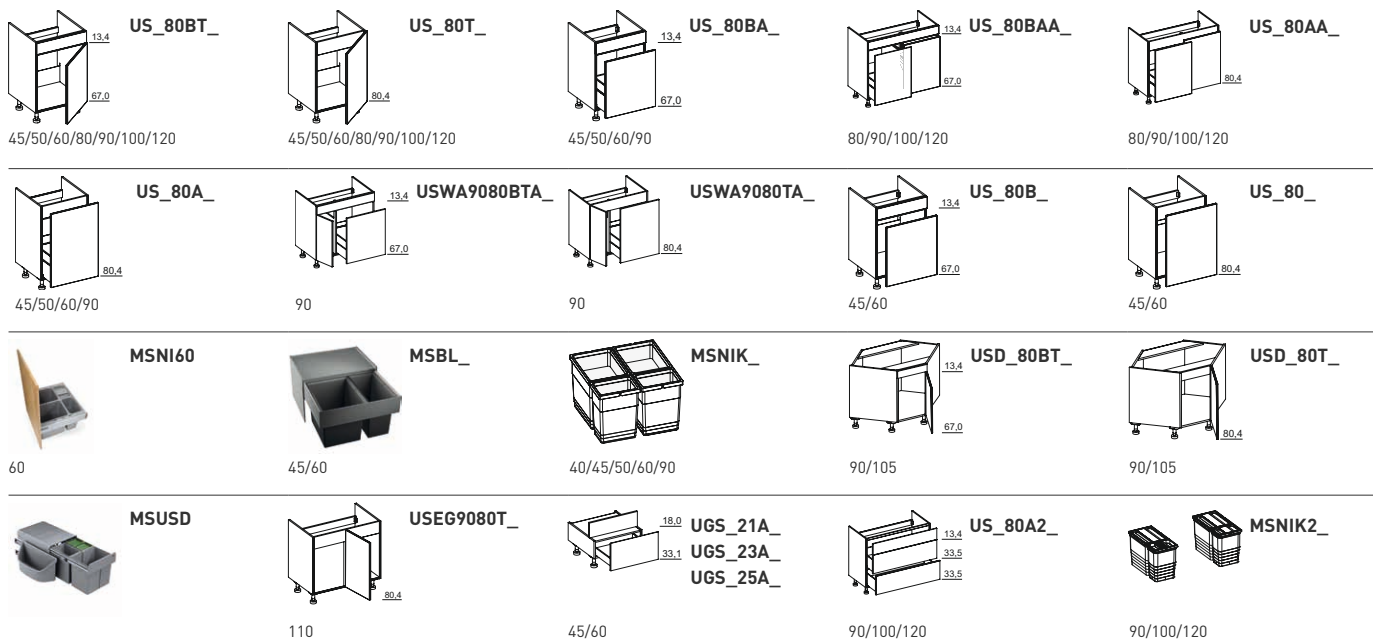
 90/105 80,4	<b>UED_80T_</b>	 110 80,4	<b>UEG9080T_</b>	 110/115/125 80,4	<b>UEG_80LR_</b>	 110/115/125 13,4 67,0	<b>UEG_80LLR_</b>	 110/115/125 80,4	<b>UEG_80LP_</b>
 110/115/125 13,4 67,0	<b>UEG_80LLP_</b>	 90 80,4	<b>UE9080K_</b>						

Unterschranke linee | echt.zeit | loft | rondo

**Herdumbauschränke**


























**Spülenschränke**


























Hochschranke linee | echt.zeit | loft | rondo

Höhe: 134,0 cm


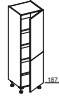
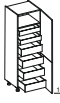
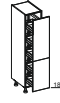
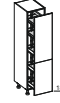
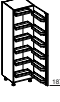
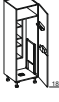
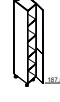


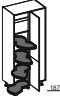

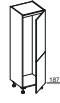

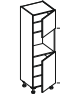
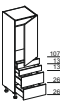
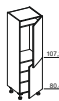
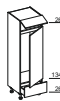
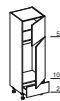
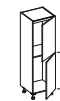
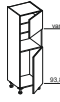
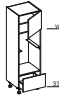

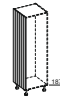
 30/40/45/50/60/80/90/100/120	 30/40/45/50/60/80/90/100/120	 30/45/60	 30/45	 30/45
 45/60	 30	 30	 90/100	 90/100
 120	 60	 60	 60	 60
 60	 60	 60	 60	 10/20
 60/80/90	 60/80/90			

Höhe: 147,4 cm



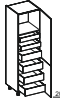
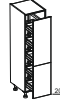
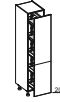

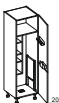
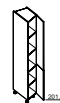
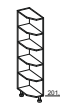

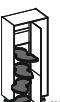

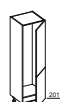
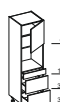
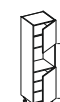
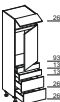

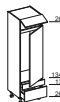
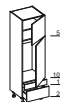

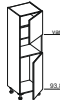
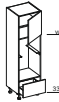
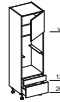
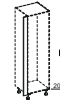
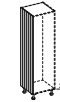
 30/40/45/50/60/80/90/100/120	 30/40/45/50/60/80/90/100/120	 30/45/60	 30/45	 30/45
 45/60	 30	 90/100	 90/100	 90/100
 120	 60	 60	 60	 60
 60	 60	 60	 60	 10/20
 60/80/90	 60/80/90			

**Hochschranke** linee | echt.zeit | loft | rondo

**Höhe: 187,6 cm**


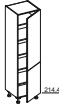
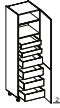
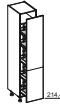
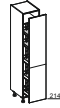
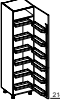
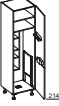
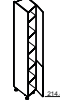
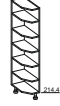

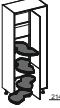
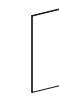
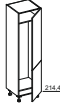

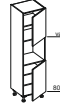
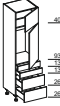

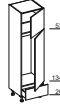
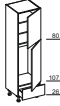
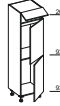
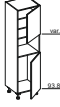
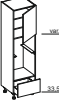

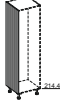
 30/40/45/50/60/80/90/100/120	<b>H_187</b>	 30/40/45/50/60/80/90/100/120	<b>H_187T_</b>	 30/45/60	<b>H_187TI6_</b>	 30/45	<b>H_187AR_</b>	 30/45	<b>H_187AP_</b>
 60	<b>H60187TP_</b>	 60	<b>HB60187T_</b>	 30	<b>HR30187T_</b>	 30	<b>HARE30187</b>	 90/100	<b>HE_187LR_</b>
 90/100	<b>HE_187LP_</b>	 120	<b>FBWM_</b>	 60	<b>HG187179_</b>	 60	<b>HG187BTLA2_</b>	 60	<b>HG187BT2_</b>
 60	<b>HG18788L2A2_</b>	 60	<b>HG18788T_</b>	 60	<b>HG187123KA_</b>	 60	<b>HG187102TA_</b>	 60	<b>HG187888_</b>
 60	<b>HG1878839T_</b>	 60	<b>HG187G2TA_</b>	 10/20	<b>HSB_187_</b>	 60	<b>APHSS187 APHSSV187</b>		

**Höhe: 201,0 cm**



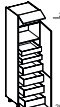
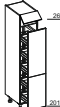
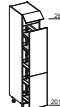

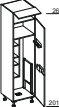
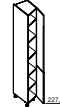
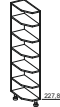
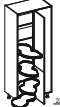
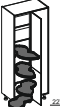

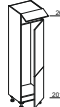

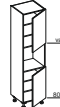
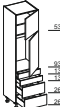

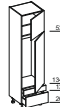

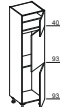

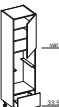
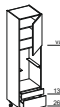
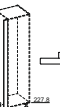
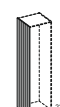
 30/40/45/50/60/80/90/100/120	<b>H_201</b>	 30/40/45/50/60/80/90/100/120	<b>H_201T_</b>	 30/45/60	<b>H_201TI6_</b>	 30/45	<b>H_201AR_</b>	 30/45	<b>H_201AP_</b>
 60	<b>H_60201TP_</b>	 60	<b>HB60201T_</b>	 30	<b>HR_201T_</b>	 30	<b>HARE30201 HARR30201</b>	 90/100	<b>HE_201LR_</b>
 90/100	<b>HE_201LP_</b>	 120	<b>FBWM_</b>	 60	<b>HG201179_</b>	 60	<b>HG201BTLA2_</b>	 60	<b>HG201BT2_</b>
 60	<b>HG20188KT-L2A2_</b>	 60	<b>HG20188KT_</b>	 60	<b>HG201123KLA_</b>	 60	<b>HG201102TLA_</b>	 60	<b>HG201888_</b>
 60	<b>HG2018839T_</b>	 60	<b>HG201G2TA_</b>	 60	<b>HG201G2TLA_</b>	 10/20	<b>HSB_201_</b>	 60	<b>APHSS201 APHSSV201</b>

**Hochschranke** linee | echt.zeit | loft | rondo

**Höhe: 214,4 cm**

 30/40/45/50/60/80/90/100/120	<b>H_214</b>	 30/40/45/50/60/80/90/100/120	<b>H_214T_</b>	 30/45/60	<b>H_214TI6_</b>	 30/45	<b>H_214AR_</b>	 30/45	<b>H_214AP_</b>
 60	<b>H_60214TP_</b>	 60	<b>HB60214T_</b>	 30	<b>HR30214T_</b>	 30	<b>HARE30214 HARR30214</b>	 90/100	<b>HE_214LR_</b>
 90/100	<b>HE_214LP_</b>	 120	<b>FBWM_</b>	 60	<b>HG214179_</b>	 60	<b>HG214BTLA2_</b>	 60	<b>HG214BT2_</b>
 60	<b>HG21488TL2A2_</b>	 60	<b>HG21488T2_</b>	 60	<b>HG214123TA_</b>	 60	<b>HG214102TA_</b>	 60	<b>HG2148888K_</b>
 60	<b>HG2148839T_</b>	 60	<b>HG214G2TA_</b>	 10/20	<b>HSB_214_</b>	 60	<b>APHSS214 APHSSV214</b>		

**Höhe: 227,8 cm**

 30/40/45/50/60/80/90/100/120	<b>H_227</b>	 30/40/45/50/60/80/90/100/120	<b>H_227KT_</b>	 30/45/60	<b>H_227KTi6_</b>	 30/45	<b>H_227KAR_</b>	 30/45	<b>H_227KAP_</b>
 60	<b>H60227TP_</b>	 60	<b>HB60227T_</b>	 30	<b>H30227T_</b>	 30	<b>HARE30227 HARR30227</b>	 90/100	<b>HE_227LR_</b>
 90/100	<b>HE_227LP_</b>	 120	<b>FBWM_</b>	 60	<b>HG227179K_</b>	 60	<b>HG227BTLA2_</b>	 60	<b>HG227BT2_</b>
 60	<b>HG22788TL2A2_</b>	 60	<b>HG22788T2_</b>	 60	<b>HG227123TLA_</b>	 60	<b>HG227102TLA_</b>	 60	<b>HG2278888T_</b>
 60	<b>HG2278839T_</b>	 60	<b>HG227G2TA_</b>	 60	<b>HG227G2TLA_</b>	 10/20	<b>HSB_227_</b>	 60	<b>APHSS227 APHSSV227</b>

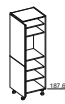
*Hochschranke* linee | echt.zeit | loft | rondo

**Dreh-Schiebetürschrank**



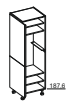
HDS\_18713\_

69.3/138.6



HGDS18760\_

69.3



HGDS187G2\_

69.3



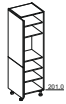
WSDS\_187  
WWDS\_187

1.2/1.9/2.5



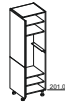
HDS\_20113\_

69.3/138.6



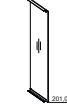
HGDS20160\_

69.3



HGDS201G2\_

69.3



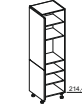
WSDS\_201  
WWDS\_201

1.2/1.9/2.5



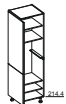
HDS\_21413\_

69.3/138.6



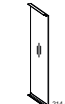
HGDS21460\_

69.3



HGDS214G2\_

69.3

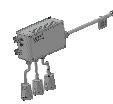


WSDS\_214  
WWDS\_214

1.2/1.9/2.5






DSC\_








AADS






**Oberschränke** linee | echt.zeit | loft | rondo






**Höhe: 33,5 cm**

<b>O_33</b>  15/20/30/40/45/50/60/80/90/100/120	<b>O_33K_</b>  30/40/45/50/60/80/90/100/120	<b>O_33KIAL</b>  30/40/45/50/60/80/90/100/120
--	--	--






**Höhe: 53,6 cm**






<b>O_53</b>  15/20/30/40/45/50/60/80/90/100/120	<b>O_53T_</b>  15/20/30/40/45/50/60/80/90/100/120	<b>O_53KIAL</b>  60/80/90/100/120	<b>O_53S_</b>  60/80/90/100/120	<b>OA_53SA_</b>  60/90
--	--	--	---	---






<b>OFL6053T_</b>  60	<b>OFL_53T_</b>  90/100/120	<b>O_53M</b>  50/60	<b>OARE3053</b>  30	<b>OARR3053</b>  30
---	--	--	---	--


<b>OEG_53T_</b>  80/90	<b>OEG_53T_</b>  110/115/125	<b>OE_53</b>  60/65/90	<b>OE_53T_</b>  60/65/90	<b>OED6553T_</b>  65
---	---	---	--	---

**Höhe: 67,0 cm**



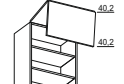


<b>O_67</b>  15/20/30/40/45/50/60/80/90/100/120	<b>O_67T_</b>  15/20/30/40/45/50/60/80/90/100/120	<b>O_67F_</b>  60/80/90/100/120	<b>OA_67FA_</b>  60/90	<b>OFL6067T_</b>  60
---	---	---	---	--






<b>OFL_67T_</b>  90/100/120	<b>OFL_67F_</b>  90/100/120	<b>O_67M</b>  50/60	<b>O_67MK_</b>  50/60	<b>OARE3067</b>  30
--	--	--	---	--






<b>OARR3067</b>  30	<b>OEG_67T_</b>  80/90	<b>OEG_67T_</b>  110/115/125	<b>OE_67</b>  60/65/90	<b>OE_67T_</b>  60/65/90
--	---	---	--	---

<b>OED6567T_</b>  65
---

**Höhe: 80,4 cm**

<b>O_80</b>  15/20/30/40/45/50/60/80/90/100/120	<b>O_80T_</b>  15/20/30/40/45/50/60/80/90/100/120	<b>O_80F_</b>  60/80/90/100/120	<b>OA_80FA_</b>  60/90	<b>OFL6080T_</b>  60
--	--	--	--	---

<b>OFL_80T_</b>  90/100/120	<b>OFL_80F_</b>  90/100/120	<b>O_80M</b>  50/60	<b>O_80MT_</b>  50/60	<b>OEG_80T_</b>  80/90
--	--	--	---	---

<b>OEG_80T_</b>  110/115/125	<b>OE_80</b>  60/65/90	<b>OE_80T_</b>  60/65/90	<b>OED6580T_</b>  65	<b>OARE3080</b>  30
---	---	---	--	--



**Oberschränke** linee | echt.zeit | loft | rondo



OARR3080

30

**Höhe: 93,8 cm**



O\_93

15/20/30/40/45/50/60/80/90/100/120



O\_93T\_

15/20/30/40/45/50/60/80/90/100/120



OFL6093T\_

60



OFL\_93T\_

90/100/120



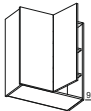
O\_93M

50/60



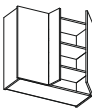
O\_93MT\_

50/60



OEG\_93T\_

80/90



OEG\_93T\_

110/115/125



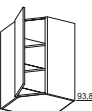
OE\_93

60/65/90



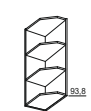
OE\_93T\_

60/65/90



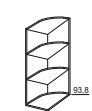
OED6593T\_

65



OARE3093

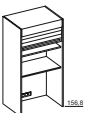
30



OARR3093

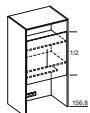
30

**Aufsatzschränke**



A\_103RO  
A\_116RO  
A\_130RO  
A\_143RO  
A\_156RO

60/80/90/100/120



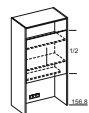
A\_103VS\_  
A\_116VS\_  
A\_130VS\_  
A\_143VS\_  
A\_156VS\_

60/80/90/100/120



A\_1034RO  
A\_1164RO  
A\_1304RO  
A\_1434RO  
A\_1564RO

60/80/90/100/120



A\_1034VS\_  
A\_1164VS\_  
A\_1304VS\_  
A\_1434VS\_  
A\_1564VS\_

60/80/90/100/120

## Produktinformation zu Oberschränken mit Licht

Schränke können mit Beleuchtung lt. untenstehender Tabellen ausgestattet werden.  
Es kann zwischen zwei Lichtfarben gewählt werden: WW...Warmweiß oder KW...Kaltweiß.



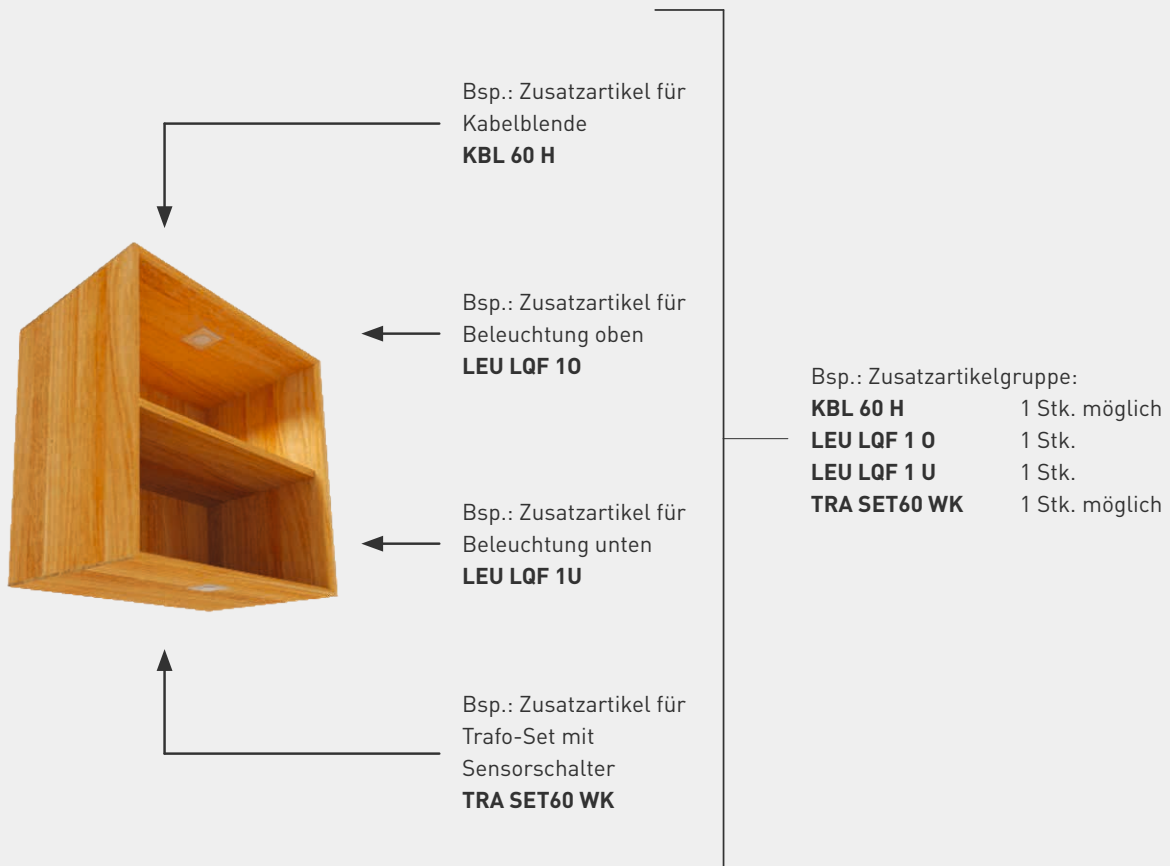
### Lichtfarbe:

Werden bei Bestellung keine Angaben zur Lichtfarbe gemacht, wird automatisch WW...Warmweiß geliefert.

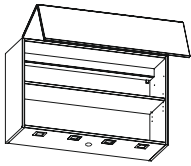
### Die Ausstattung der Schränke erfolgt durch Zusatzartikel.

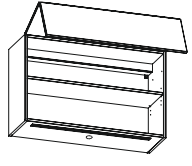
#### Beispiel:

Ausstattung eines offenen Oberschranks mit je einem LED Spot Quadratisch im oberem und unteren Boden, einer Kabelblende und einem Trafoset mit Sensorschalter.



## Produktinformation zu Oberschränken mit Licht

Oberschränke mit LED	
 <p>Lichtfarbe:                      3200K ○WW...Warmweiß                      5000K ○KW...Kaltweiß</p>	
Korpusbreite	Anzahl LED-Leuchte / Leistung
30	1 LED-Leuchte / 3 W
40	1 LED-Leuchte / 3 W
45	1 LED-Leuchte / 3 W
50	1 LED-Leuchte / 3 W
60	2 LED-Leuchte / 6 W
80	2 LED-Leuchte / 6 W
90	3 LED-Leuchte / 9 W
100	3 LED-Leuchte / 9 W
120	4 LED-Leuchte / 12 W

Oberschränke mit LED Profil	
 <p>Lichtfarbe:                      3200K ○WW...Warmweiß                      4000K ○KW...Kaltweiß</p>	
Korpusbreite	Länge LED-Profile / Leistung
—	—
—	—
—	—
—	—
50	LED-Profil 40 cm / 4,5 W
60	LED-Profil 40 cm / 4,5 W
80	LED-Profil 60 cm / 7 W
90	LED-Profil 60 cm / 7 W
100	LED-Profil 90 cm / 10,5 W
120	LED-Profil 90 cm / 10,5 W



### Sensorschalter:

wird immer mittig eingebaut  
(von außen nicht sichtbar).

Berührungsloses Ein-/Ausschalten  
und Dimmen.



## Beleuchtung



LED Spot rund verstellbar  
Edelstahl-Finish | schwarz matt



LED Spot quadratisch fix  
schwarz matt



LED Spot quadratisch fix  
Edelstahl-Finish



Lichtbrücke  
Lichtfarbe von 2700 - 6500 K




LED Profileinbauleuchte  
Edelstahl-Finish | schwarz matt



Pendelleuchte

# Notizen

---





Wichtige Informationen zu materialtypischen Eigenschaften der TEAM 7 Naturholzmöbel finden Sie in unserem Service- und Gütepass auf [www.team7-home.com/service-guetepass](http://www.team7-home.com/service-guetepass)



**TEAM 7 Natürlich Wohnen GmbH**

Telefon +43 7752 977-700 | E-Mail [info@team7.at](mailto:info@team7.at) | [www.team7-home.com](http://www.team7-home.com)

**Österreich** | 4910 Ried/Innkreis | Braunauer Straße 26

**Deutschland** | 45966 Gladbeck | Gustav Stresemann Straße 50

**Schweiz/Italien** | 5643 Sins/AG | Tschampani 30

**TEAM 7**